


CONTACT Probe




2-wire contact sensor available in two different sensors, PT100 and PT1000

- Sensor element: PT100 class B
- Sleeve: Ø6 mm x 50 mm. in Aisi 316
- Cable: silicone rubber, length 1.5m
- Probe PT100 grey red and white cables
- Probe PT1000 blue red and white cables
- Cable section: 2x0.25 mm² Ø4.6 mm
- Connector cable: none
- Terminals: Pins
- Filler: silicone resin
- Options: Terminal (hole Ø5 mm)
- Working range: from -50 to +200°C
- Degree of protection: IP67

Model	Characteristics
SONDA CONTACTO PT100	PT100 per 2-wire contact, Range -50 to +200°C
SONDA CONTACTO PT1000	PT1000 per 2-wire contact, Range -50 to +200°C

IMMERSION Probe




2-wire immersion probe available in two different sensors, Sensor element: PT100 class B and Sensor element: PT1000 class B

- Sleeve: Ø6 mm x 150 mm. in Aisi 316, immersion length (without sleeve) 100mm
- Cable: silicone rubber, length 1.5m
- Probe PT100 grey red and white cables
- Probe PT1000 blue red and white cables
- Cable section: 2x0.25 mm² Ø4.6 mm
- Connector cable: none
- Terminals: Pins
- Filler: silicone resin
- Options: Pod ½" Gas in AISI 303, Hex. 24 mm
- Working range: from -50 to +200°C
- Degree of protection: IP67

Model	Characteristics
SONDA INMERSIÓN PT100	PT100 2-wire immersion, Range -50 to +200°C
SONDA INMERSIÓN PT1000	PT1000 2-wire immersion, Range -50 to +200°C

DUCT Probe



2-wire duct probe available in two different sensors, Sensing element: PT100 class B and Sensing element: PT1000 class B

- Sleeve: Ø6 mm x 115 mm. in Aisi 316, immersion length 100mm
- Cable: silicone rubber, length 1.5m
- Probe PT100 grey red and white cables
- Probe PT1000 blue red and white cables
- Cable section PT100: 2x0.25 mm² Ø3.7 mm
- Cable section PT1000: 2x0.25 mm² Ø4.6 mm
- Terminals: Pins
- Filler: silicone resin
- Options: steel flange
- Working range: from -50 to +200°C
- Degree of protection: IP67

Model	Characteristics
SONDA CONDUCTO PT100	PT100 for 2-wire duct, Range -50 to +200°C
SONDA CONDUCTO PT1000	PT1000 for 2-wire duct, Range -50 to +200°C